

Cambridge IGCSE™

BIOLOGY

0610/33

Paper 3 Theory (Core)

May/June 2025

MARK SCHEME

Maximum Mark: 80

Published

This mark scheme is published as an aid to teachers and candidates, to indicate the requirements of the examination. It shows the basis on which Examiners were instructed to award marks. It does not indicate the details of the discussions that took place at an Examiners' meeting before marking began, which would have considered the acceptability of alternative answers.

Mark schemes should be read in conjunction with the question paper and the Principal Examiner Report for Teachers.

Cambridge International will not enter into discussions about these mark schemes.

Cambridge International is publishing the mark schemes for the May/June 2025 series for most Cambridge IGCSE, Cambridge International A and AS Level components, and some Cambridge O Level components.

This document consists of **14** printed pages.

PUBLISHED**Generic Marking Principles**

These general marking principles must be applied by all examiners when marking candidate answers. They should be applied alongside the specific content of the mark scheme or generic level descriptions for a question. Each question paper and mark scheme will also comply with these marking principles.

GENERIC MARKING PRINCIPLE 1:

Marks must be awarded in line with:

- the specific content of the mark scheme or the generic level descriptors for the question
- the specific skills defined in the mark scheme or in the generic level descriptors for the question
- the standard of response required by a candidate as exemplified by the standardisation scripts.

GENERIC MARKING PRINCIPLE 2:

Marks awarded are always **whole marks** (not half marks, or other fractions).

GENERIC MARKING PRINCIPLE 3:

Marks must be awarded **positively**:

- marks are awarded for correct/valid answers, as defined in the mark scheme. However, credit is given for valid answers which go beyond the scope of the syllabus and mark scheme, referring to your Team Leader as appropriate
- marks are awarded when candidates clearly demonstrate what they know and can do
- marks are not deducted for errors
- marks are not deducted for omissions
- answers should only be judged on the quality of spelling, punctuation and grammar when these features are specifically assessed by the question as indicated by the mark scheme. The meaning, however, should be unambiguous.

GENERIC MARKING PRINCIPLE 4:

Rules must be applied consistently, e.g. in situations where candidates have not followed instructions or in the application of generic level descriptors.

GENERIC MARKING PRINCIPLE 5:

Marks should be awarded using the full range of marks defined in the mark scheme for the question (however; the use of the full mark range may be limited according to the quality of the candidate responses seen).

GENERIC MARKING PRINCIPLE 6:

Marks awarded are based solely on the requirements as defined in the mark scheme. Marks should not be awarded with grade thresholds or grade descriptors in mind.

Science-Specific Marking Principles

1 Examiners should consider the context and scientific use of any keywords when awarding marks. Although keywords may be present, marks should not be awarded if the keywords are used incorrectly.

2 The examiner should not choose between contradictory statements given in the same question part, and credit should not be awarded for any correct statement that is contradicted within the same question part. Wrong science that is irrelevant to the question should be ignored.

3 Although spellings do not have to be correct, spellings of syllabus terms must allow for clear and unambiguous separation from other syllabus terms with which they may be confused (e.g. ethane / ethene, glucagon / glycogen, refraction / reflection).

4 The error carried forward (ecf) principle should be applied, where appropriate. If an incorrect answer is subsequently used in a scientifically correct way, the candidate should be awarded these subsequent marking points. Further guidance will be included in the mark scheme where necessary and any exceptions to this general principle will be noted.

5 'List rule' guidance

For questions that require *n* responses (e.g. State **two** reasons ...):

- The response should be read as continuous prose, even when numbered answer spaces are provided.
- Any response marked *ignore* in the mark scheme should not count towards *n*.
- Incorrect responses should not be awarded credit but will still count towards *n*.
- Read the entire response to check for any responses that contradict those that would otherwise be credited. Credit should **not** be awarded for any responses that are contradicted within the rest of the response. Where two responses contradict one another, this should be treated as a single incorrect response.
- Non-contradictory responses after the first *n* responses may be ignored even if they include incorrect science.

6 Calculation specific guidance

Correct answers to calculations should be given full credit even if there is no working or incorrect working, **unless** the question states 'show your working'.

For questions in which the number of significant figures required is not stated, credit should be awarded for correct answers when rounded by the examiner to the number of significant figures given in the mark scheme. This may not apply to measured values.

For answers given in standard form (e.g. $a \times 10^n$) in which the convention of restricting the value of the coefficient (a) to a value between 1 and 10 is not followed, credit may still be awarded if the answer can be converted to the answer given in the mark scheme.

Unless a separate mark is given for a unit, a missing or incorrect unit will normally mean that the final calculation mark is not awarded. Exceptions to this general principle will be noted in the mark scheme.

7 Guidance for chemical equations

Multiples / fractions of coefficients used in chemical equations are acceptable unless stated otherwise in the mark scheme.

State symbols given in an equation should be ignored unless asked for in the question or stated otherwise in the mark scheme.











Annotations guidance for centres










Examiners use a system of annotations as a shorthand for communicating their marking decisions to one another. Examiners are trained during the standardisation process on how and when to use annotations. The purpose of annotations is to inform the standardisation and monitoring processes and guide the supervising examiners when they are checking the work of examiners within their team. The meaning of annotations and how they are used is specific to each component and is understood by all examiners who mark the component.

We publish annotations in our mark schemes to help centres understand the annotations they may see on copies of scripts. Note that there may not be a direct correlation between the number of annotations on a script and the mark awarded. Similarly, the use of an annotation may not be an indication of the quality of the response.

The annotations listed below were available to examiners marking this component in this series.

Annotations

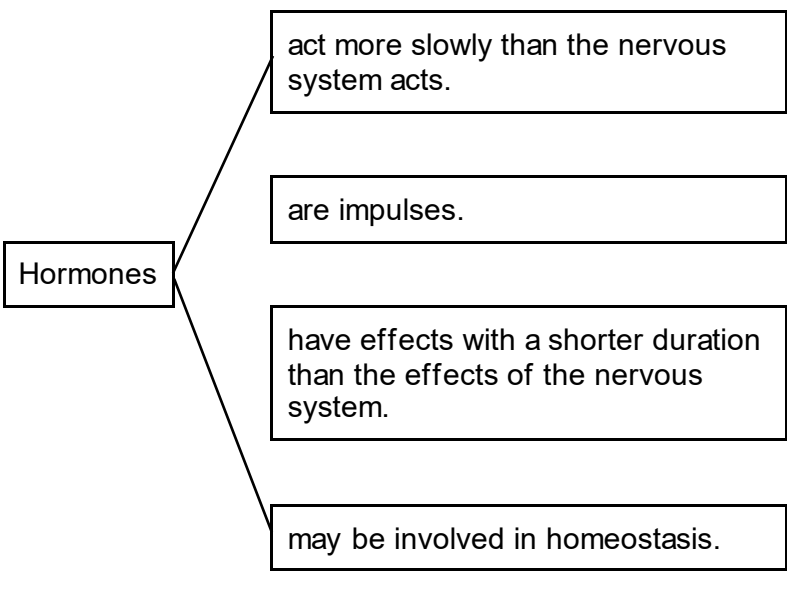
Annotation	Meaning
	correct point or mark awarded
	incorrect point or mark not awarded
	information missing or insufficient for credit
	allow or accept
	incorrect or insufficient point ignored while marking the rest of the response
	contradiction in response, mark not awarded
	benefit of the doubt given
	error carried forward applied
	benefit of doubt was considered, but the response was decided to not be sufficiently close for benefit of doubt to be applied .
	point has been noted, but no credit has been given or blank page seen

Annotation	Meaning
	correct awarding one mark from marking point or marking group 1. similar numbered ticks are used for marking point or marking groups 2, 3, 4 etc.
	pages are linked together
	used to highlight part of the response
	used to highlight parts of an extended response
	used to highlight parts of an extended response
	Point already given
	Maximum mark reached
	Key point attempted / working towards marking point / incomplete answer / response seen but not credited / blank page seen
	Maximum number of marks for a marking point has been awarded.

Mark Scheme Abbreviations:	
;	separates marking points
/	alternative responses for the same marking point
R	reject the response
A	accept the response
I	ignore the response
ecf	error carried forward
AVP	any valid point
ora	or reverse argument
AW	alternative wording
<u>underline</u>	actual word given must be used by candidate (grammatical variants excepted)
()	the word / phrase in brackets is not required but sets the context
max	indicates the maximum number of marks that can be given
MP	marking point

Question	Answer	Marks	Guidance
1(a)(i)	three correct lines drawn that identify the cell membrane, a plasmid and a ribosome ;;;	3	one mark per correct line
1(a)(ii)	<i>any two from:</i> movement ; respiration ; sensitivity ; growth ; reproduction ; excretion ; nutrition ;	2	
1(b)(i)	increased / AW ; 2014 (to) 2016 ; 205 ;	3	
1(b)(ii)	800 (people) ;	1	
1(c)	(bacteria are) resistant ;	1	A mutation (of bacteria)
1(d)	<i>any four from:</i> use, barrier methods of contraception / condoms / femidoms ; testing (individuals) / identify infected individuals ; abstinence ; education ; contact tracing ; idea of avoiding blood to blood contact / needle exchange / not sharing needles / use sterile needles ; screening of, blood / blood products ; treat people with infections / AW ; AVP ;	4	e.g. vaccination (for HPV)

Question	Answer	Marks	Guidance																			
2(a)(i)	...amino acids: B ; xylem tissue: A ;	2																				
2(a)(ii)	(root) cortex (cells) ;	1																				
2(b)	transport (of water / mineral or ions) ; support ;	2																				
2(c)(i)	root hair (cell) ;	1																				
2(c)(ii)	osmosis ;	1	A diffusion																			
2(c)(iii)	large surface area ;	1	A elongated / AW, structure																			
2(d)	<table border="1" style="width: 100%; border-collapse: collapse;"> <thead> <tr> <th rowspan="2">process</th> <th colspan="3">feature</th> </tr> <tr> <th>requires a cell membrane</th> <th>substance moves down a concentration gradient</th> <th>requires energy from respiration</th> </tr> </thead> <tbody> <tr> <td>active transport</td> <td style="text-align: center;">✓</td> <td></td> <td style="text-align: center;">✓</td> </tr> <tr> <td>diffusion</td> <td></td> <td style="text-align: center;">✓</td> <td></td> </tr> <tr> <td></td> <td></td> <td></td> <td style="text-align: right;">⋮</td> </tr> </tbody> </table>	process	feature			requires a cell membrane	substance moves down a concentration gradient	requires energy from respiration	active transport	✓		✓	diffusion		✓					⋮	3	one mark for each correct column
process	feature																					
	requires a cell membrane	substance moves down a concentration gradient	requires energy from respiration																			
active transport	✓		✓																			
diffusion		✓																				
			⋮																			
2(e)	mitochondria ;	1																				

Question	Answer	Marks	Guidance															
3(a)(i)	<table border="1"> <tr> <td data-bbox="336 210 557 284">gland</td> <td data-bbox="557 210 804 284">letter on Fig. 3.1</td> <td data-bbox="804 210 1120 284">hormone secreted</td> </tr> <tr> <td data-bbox="336 284 557 347">adrenal ;</td> <td data-bbox="557 284 804 347">G</td> <td data-bbox="804 284 1120 347">adrenaline</td> </tr> <tr> <td data-bbox="336 347 557 411">ovaries</td> <td data-bbox="557 347 804 411">J and</td> <td data-bbox="804 347 1120 411">oestrogen</td> </tr> <tr> <td data-bbox="336 411 557 491">pancreas</td> <td data-bbox="557 411 804 491">F ;</td> <td data-bbox="804 411 1120 491">insulin ;</td> </tr> <tr> <td data-bbox="336 491 557 564">testes</td> <td data-bbox="557 491 804 564">H</td> <td data-bbox="804 491 1120 564">testosterone ;</td> </tr> </table>	gland	letter on Fig. 3.1	hormone secreted	adrenal ;	G	adrenaline	ovaries	J and	oestrogen	pancreas	F ;	insulin ;	testes	H	testosterone ;	4	both letters J and F needed in the correct boxes for MP2 A other correct hormones
gland	letter on Fig. 3.1	hormone secreted																
adrenal ;	G	adrenaline																
ovaries	J and	oestrogen																
pancreas	F ;	insulin ;																
testes	H	testosterone ;																
3(a)(ii)	(a) chemical / substance, (produced by a gland) ; carried / transported, by the blood ; (which) alters the, activity / response, of (one or more specific) target organs ;	3	I secretion															
3(a)(iii)	 <p>Hormones</p> <ul style="list-style-type: none"> act more slowly than the nervous system acts. are impulses. have effects with a shorter duration than the effects of the nervous system. may be involved in homeostasis. 	2	one mark for each correct line R each additional line															

Question	Answer	Marks	Guidance
3(b)	action ; oxygen ; carbon dioxide ; more ;	4	

Question	Answer	Marks	Guidance
4(a)	carbon dioxide + water ; → glucose + oxygen ;	2	
4(b)(i)	chloroplast(s) ;	1	
4(b)(ii)	chlorophyll ;	1	
4(c)(i)	77(%) ;;;	3	MP1 selection of correct values from table i.e. 13 and 3 MP2 correct calculation to any number of decimal places e.g. 76.923 MP3 correct rounding to whole number ecf from previous step
4(c)(ii)	<i>any four from:</i> <i>describe:</i> 1 increasing distance decreases the number of bubbles (per minute) ; 2 each increase in distance has a smaller decrease in the number of bubbles (per minute) / AW ; 3 comparative data quote with units ; <i>explain:</i> 4 light required for photosynthesis / more light more photosynthesis OR more, bubbles / oxygen, more photosynthesis ; 5 bubbles contain oxygen / oxygen is released ; 6 <i>idea of</i> the greater the distance the less light (intensity) / AW ;	4	ora throughout

Question	Answer	Marks	Guidance
5(a)(i)	K ; P ; L ;	3	
5(a)(ii)	L uterus ; M vagina ; N cervix ;	3	
5(b)	energy stores ; jelly coat (that changes at fertilisation) ;	2	

Question	Answer	Marks	Guidance								
6(a)	<table border="1"> <tr> <td>Variation is discontinuous if there are a limited number of phenotypes with no intermediates.</td> <td>✓ ;</td> </tr> <tr> <td>Variation is the similarities between individuals of different species.</td> <td></td> </tr> <tr> <td>Variation is only caused by genes.</td> <td></td> </tr> <tr> <td>Variation may be produced by mutation.</td> <td>✓ ;</td> </tr> </table>	Variation is discontinuous if there are a limited number of phenotypes with no intermediates.	✓ ;	Variation is the similarities between individuals of different species.		Variation is only caused by genes.		Variation may be produced by mutation.	✓ ;	2	R each additional tick
Variation is discontinuous if there are a limited number of phenotypes with no intermediates.	✓ ;										
Variation is the similarities between individuals of different species.											
Variation is only caused by genes.											
Variation may be produced by mutation.	✓ ;										
6(b)(i)	<i>any two from:</i> breed (the plants together) ; choose the offspring (with the highest drought tolerance) / AW ; repeat the process for many generations / AW ;	2									
6(b)(ii)	selective breeding ;	1	A artificial selection								
6(c)(i)	<i>Vicia</i> ;	1									

Question	Answer	Marks	Guidance																
6(c)(ii)	<div style="text-align: right;">;;</div> <table border="1" style="margin-left: auto; margin-right: auto;"> <tr> <td colspan="4" style="text-align: center;">flowers with black spots</td> </tr> <tr> <td colspan="2"></td> <td style="text-align: center;">B</td> <td style="text-align: center;">b</td> </tr> <tr> <td style="text-align: center;">flowers with yellow spots</td> <td style="text-align: center;">b</td> <td style="text-align: center;">Bb</td> <td style="text-align: center;">bb</td> </tr> <tr> <td></td> <td style="text-align: center;">b</td> <td style="text-align: center;">Bb</td> <td style="text-align: center;">bb</td> </tr> </table> <p><i>phenotypic ratio 1 : 1 ;</i></p>	flowers with black spots						B	b	flowers with yellow spots	b	Bb	bb		b	Bb	bb	3	MP1 correct yellow spot gametes MP2 all offspring genotypes correct MP3 correct phenotypic ratio ecf from previous step A 2 : 2 / 50% : 50%
flowers with black spots																			
		B	b																
flowers with yellow spots	b	Bb	bb																
	b	Bb	bb																

Question	Answer	Marks	Guidance
7(a)	<i>pyramid of numbers: B ; pyramid of biomass: D ;</i>	2	
7(b)(i)	kampango catfish / fish eagles ;	1	
7(b)(ii)	5 ;	1	
7(b)(iii)	<i>second level snails / beetles ; more than one level kampango catfish / fish eagles ;</i>	2	

Question	Answer	Marks	Guidance
7(c)	<p><i>any two from:</i> lack of food / decrease in the population of, cichlid fish ; increase, predation / in fish eagle or kampango catfish, population ; overfishing / hunting / poaching ; pollution ; climate change / drought ; introduced species ; disease ; habitat destruction ;</p>	2	A collection for aquaria
7(d)	<p><i>any three from:</i> monitoring species / protecting species / AW ; protecting habitats ; education ; captive breeding programmes ; seed bank / zoos ; AVP ;</p>	3	e.g. fish farming / ban hunting / legislation
7(e)	<p>(a resource) which is produced as rapidly as it is removed (from the environment) ; so that it does not run out ;</p>	2	